

Financial Report

FY 2007-2008

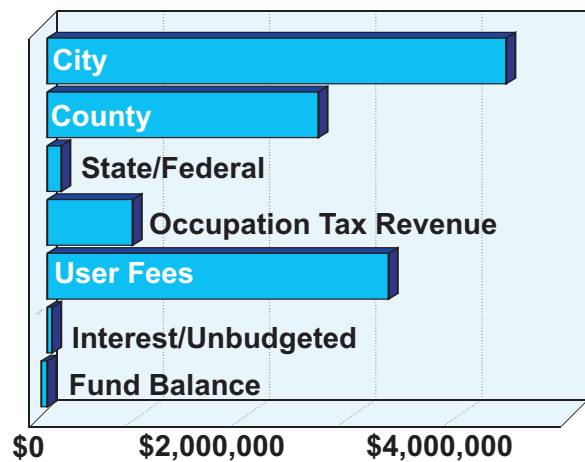
Revenues

City/County Budgeted Funds:

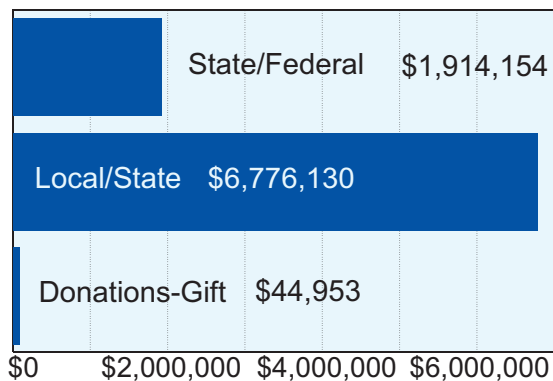
REVENUE BY SOURCE

SOURCE	TOTAL	PERCENT
City	\$4,421,885	39.22%
County	\$2,612,345	23.17%
State/Federal	\$ 136,675	1.21%
Occupation Tax Revenue	\$ 822,980	7.30%
User Fees	\$3,288,866	29.17%
Interest/Unbudgeted	\$ 47,092	.42%
Fund Balance	(\$ 56,253)	-0.50%
TOTAL	\$11,273,590	100.00%

Revenue by Source FY 2007 - 2008



Grant Revenue by Source



Miscellaneous Health Grants:

REVENUE BY GRANT SOURCE

Revenue (9/1/07-8/31/08)	\$ 8,735,237
State/Federal	\$ 1,914,154
Local/State	\$ 6,776,130
Donations-Gift	\$ 44,953

2008 Revenue balance to be expended in 2009 **(\$874,663)**

Financial Report

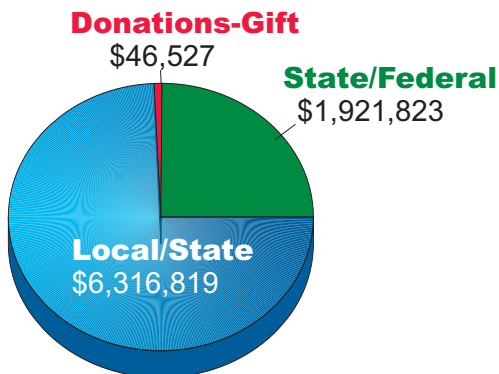
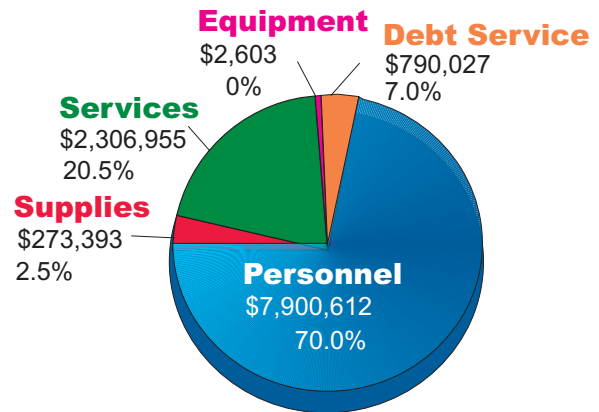
FY 2007-2008

Expenditures

City/County Budgeted Funds:

EXPENDITURE BY CATEGORY

	TOTAL	PERCENT
Personnel	\$7,900,612	70.08%
Supplies	\$ 273,393	2.43%
Services	\$2,306,955	20.46%
Equipment	\$ 2,603	0.02%
Debt Service	\$ 790,27	7.01%
TOTAL	\$11,273,590	100.00%



Miscellaneous Health Grants:

EXPENDITURE BY GRANT SOURCE

**September 1, 2007 - August 31, 2008

Prior Year Expenditure Balance (8/31/08) (\$424,595)

Total Expenditures	\$ 8,285,169
State/Federal	\$ 1,921,823
Local/State	\$ 6,316,819
Donations-Gift	\$ 46,527